


# 400 Watt Flange RFPower Termination

Data Sheet TH400-50 Rev A



DC - 1.0 GHz.  
**HYBR-FILM™**



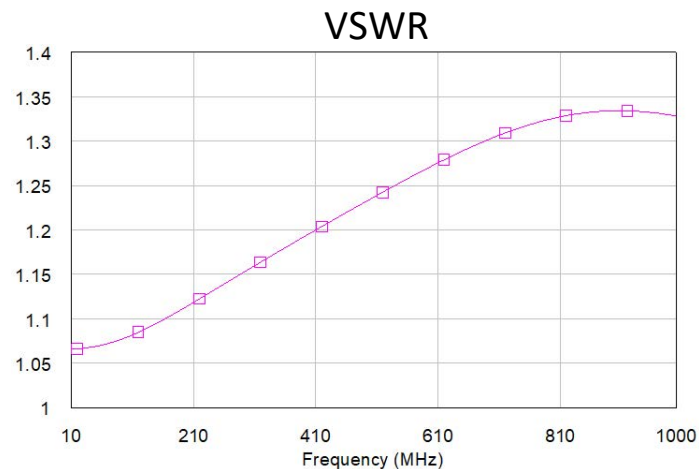
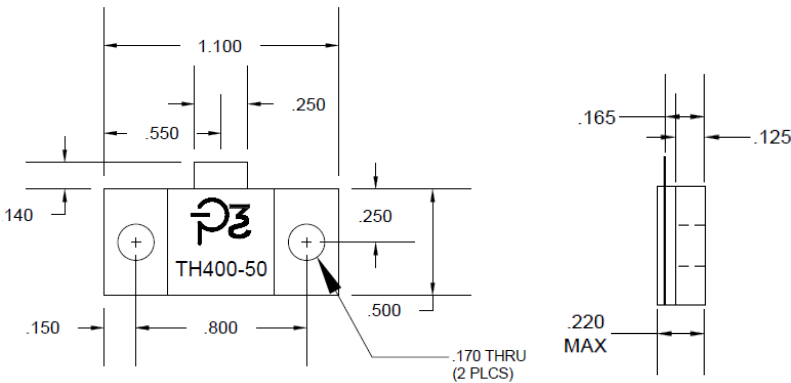
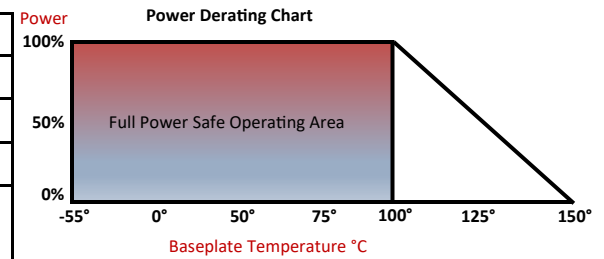
Model: TH400-50



**HYBR-FILM™** flange power terminations are the highest performing RF & Microwave power film resistive products on the market today. Designed for solder attachment directly to a plated heat-sink or a plated-thru hole printed circuit board, offer the highest power and frequency rating than any other supplier. Power ratings from 30 - 1000 watts combined with versatile industry standard configurations allow for easy design-in solutions or replacing older outdated marginal devices that may have degraded or drifted over time. Applications include Medical, Broadcast, Industrial, Commercial Wireless, Military and Space. The **P3** library of designs allows for modifications of standard designs to be made quickly and inexpensively to meet specific requirements with short delivery times. Please contact the factory for any special requirements or frequency ranges.

Electrical Performance	Mechanical Specification
Frequency: DC - 1.0 GHz.	Resistor: Hybrid Blended Thick Film
Impedance: 50Ω ±5% (Standard)	Chip Material: 99.6% Beryllium Oxide
Power: 400 Watts Average	Cover: 96% Aluminum Oxide
VSWR: 1.50:1 Max. DC-1.0 GHz.	I/O Tab: 99.99% Silver, .005" Thick
Power Rating: 100% @ +100°C	Ground Plane: Cu Flange, Nickel Plated
	Operating Temp.: -55°C to +150°C

Specifications subject to change without notice



[www.preferredpowerproducts.com](http://www.preferredpowerproducts.com)

Tel: 1-772-291-2549 | [sales@preferredpowerproducts.net](mailto:sales@preferredpowerproducts.net)

STUART, FL 34997